

# CEO Information

2005.8.3 ( 512 )

\_\_\_\_\_  
.  
\_\_\_\_\_  
.  
\_\_\_\_\_  
.  
\_\_\_\_\_

: (3780-8093)  
jio23@seri.org

: (3780-8160)  
joyoon@seri.org

《 》

,  
 GDP 55.5%  
 ,  
 ,  
 ,  
 가  
 가  
 ,  
 ,  
 3  
 ,  
 ,  
 IT  
 ,  
 ,  
 ,  
 ,  
 ,  
 , IT, BT  
 .  
 (Competition), (Openness), (Renovation),  
 (Encouragement) 4가 .

			IT · BT

▪

- 1971~2001 6.4%  
 • (60 ), (70 ), (80 ), IT. (90 )

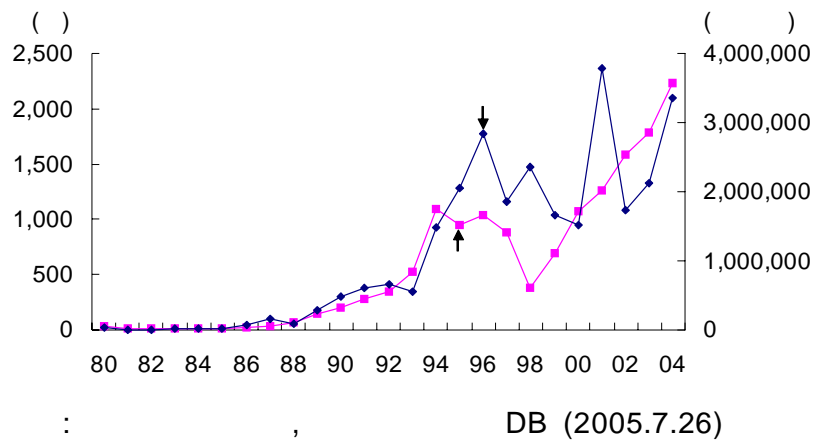
- GDP : 8.5%('00) 4.6%('04) 3.0%('05 )

Up-Grade

가

- , 가.

- 가 ' (Jobless Growth)'



- ,
- OECD GDP 70% 가
- , ,
- 
- 
- 90% 가
- ' ,
- 

(New Economy)

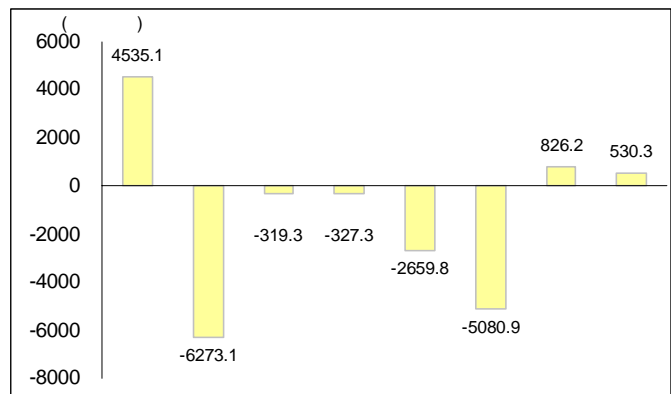
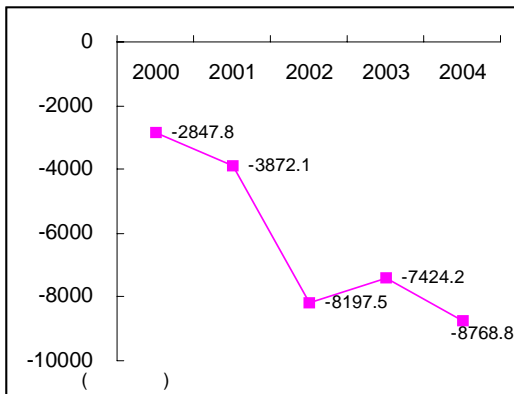
80 ,

90 가 ,

- 가  
 • 2004 GDP 55.5%, 64.4%  
 , OECD 가 가 <sup>1)</sup>

- 가  
 • ( ) : -2,848('00) -8,198('02) -8,769('04)<sup>2)</sup>

(2004)



: DB (2005.6.13)

가가

- , , , , ,  
 • GDP : (20.3%), (34.1%),  
 (32.9%), (30.2%)<sup>3)</sup>

<sup>1)</sup> GDP (2002 ): 75.6%, 73.2%, 69.6%, 70.1%

<sup>2)</sup> DB (2005.6.13)

<sup>3)</sup> . . . . . (OECD, 2003; , "  
 ", 2005, p.15 )

-

• 가 50% ,  
3 가

- , 가 ,  
가 가

• IMF ,

가

- , ,  
( 가 )

, • ,	가
, , , • ,	
• , , , , •	가
, • ,	

- , 가 ,

·

1.

· , , ,

- , , 3

·

· , , 가

,

-

	, , 가
	,
( )	가 ,
( 가)	, 가





2.

:

- 1996~2003 16.7%  
 , 2003 53.4  
 • 10% , 가 OECD  
 (49%), (21%), (10%)

- , ,  
 •

- 2002 GDP 4.5%,  
 5.3%

- , ,

가가 GDP (2001)

(%)

					(2002)
GDP	10.0	12.7	13.6	17.7	4.5
	11.0	13.7	10.4	6.0	5.3

: GDP 2000

: OECD STAN Database

• : 가

, 가 가

- 1 6 <sup>5)</sup>,  
, 가

• 가

가 79% <sup>6)</sup>

- 10%

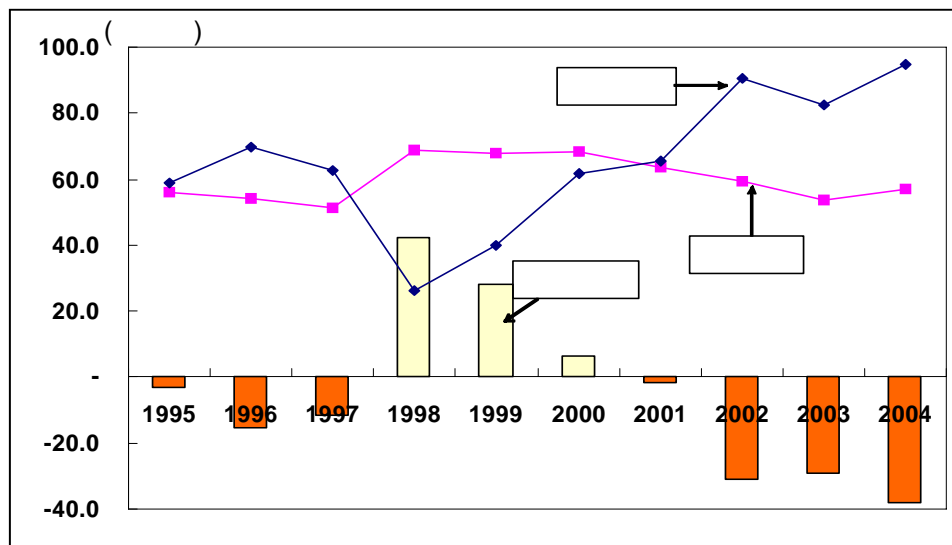
• 가

가 ('04 38 )

- 2001~2004 3% 가

12.9% 가

• 1



: (2005.7)

<sup>5)</sup> (2002), "

<sup>6)</sup> KOTRA(2005.3), "



- 
- , ,
- 가가
- 76% 7)
- 15%
- : 가  
95.7%, 37.2%, 33.2%<sup>8)</sup>

---

<sup>7)</sup> (2004.12), " , p.43

<sup>8)</sup> (2005.5), " , p.2

•

1.

-

,

-

,

,

,

•

,

-

,

-

•

,

,

-

•

R&D

- - ,
  - ,

- , ,
  - , , ,

- 가 가

- (Test Bed)
  - , (Early Adoptor),

- - ,  
IT , SI(System Integration)

2.

, , ,

- ,

• - -

- ,

• (Cruise)

~ ~

- 가

•



- - - - 6 3  
• 2010 6,000 , 2020 1

- (Gateway) (Hub)  
가

-  
• 가 , 情, 가

- , IT 新

• IPTV<sup>9)</sup>, WiBro<sup>10)</sup>

- , ,

- 가 ,  
• 3 가

<sup>9)</sup> Internet Protocol TV : TV

<sup>10)</sup> Wireless Broadband Internet :





- 가 , ,
- , , , , KOTRA

3.

- 
- ,
- 
- .

---

• 가 • • •	• •

- ,

-

•

가

11)

-

-

•

,

·

-

•

·

-

‘

’

• SK

·

( ),

( )

-

---

<sup>11)</sup> (2005), “ ”, , p.61.

-

•

- 가 (Hub) 가

• 2010 100 , 30

•

• 가

-

•

- 2003 97

12)

•

## IT·BT

IT

-

•

3,500

가 高

---

<sup>12)</sup>

(2005), “

”, p.12.

- , ,

IT·BT

- . ,

-

• + : ( )

• : - iWELL

IT ( , )

( )

4가		
	3	3.5

<b>Competition</b> ( )			
<b>Openness</b> ( )			
<b>Renovation</b> (3.5 化)	R&D		·BT, IT
<b>Encouragement</b> ( )			

## Trend

&lt; &gt;

	7. 26	7. 27	7. 28	7. 29	8. 1
/ ( 가 )	1,026.9	1,031.1	1,027.9	1,026.8	1,024.5
/	111.9	112.7	112.5	112.2	112.1
(3 AA-, %)	4.57	4.58	4.62	4.63	4.81
(3 , %)	4.16	4.17	4.22	4.23	4.41
가 (KOSPI)	532.5	538.6	547.7	546.7	544.8

&lt; &gt;

( ( ) , %)

	2003	2004	2005.3	4	5	6	7
GDP	3.1	4.6	2.7	..	3.3	..	..
	-1.2	-0.5	1.4	..	2.7	..	..
	-1.2	3.8	3.1	..	2.8	..	..
가	5.0	10.4	4.9	3.9	4.2	4.1	..
	78.3	80.3	80.9	78.8	78.0	80.0	..
	3.6	3.7	4.1	3.8	3.5	3.6	..
( )	81.8	86.0	95.6	90.4	85.2	87.8	..
	0.08	0.06	0.04	0.05	0.05	0.04	..
가	3.6	3.6	3.1	3.1	3.1	2.7	2.5
( )	1,938.2	2,538.5	2,393.7	2,289.2	2,314.1	2,372.8	2,339.4
( )	(19.3)	(31.0)	(13.0)	(6.6)	(11.1)	(9.6)	(11.4)
( )	1,788.3	2,244.6	2,274.4	2,121.0	2,112.4	2,117.7	2,149.8
( )	(17.6)	(25.5)	(19.0)	(12.6)	(18.0)	(14.2)	(16.9)
( )	119.5	276.1	11.1	-9.8	14.2	..	..
( )	1,553.5	1,990.7	2,054.5	2,063.8	2,061.0	2,049.9	2,056.8
( )	1,589	1,780	1,866	..	..	..	..